

HARVIA THE WALL

HSW800400M

Harvia The Wall Black Steel electric heater for medium-sized sauna rooms combines minimalistic Scandinavian design and user-friendly operation with top quality. The Wall is a compact, stylish, and reliable ensemble, that is suitable for various types of sauna interiors. The heaters stylish black steel color provides a modern touch for your sauna.

Advantages

- Compact, stylish and reliable heater for medium-sized sauna rooms
- Stylish black steel color provides a modern touch
- Easy-to-use illuminated operating switches
- Option to choose right and lefthanded installation
- Option to integrate heater in the sauna bench



Features

Main material : Steel


H x W x D : 700.0 x 430.0 x 260.0 mm

Net weight (kg) : 13.6

Installation location : Wall

ID	GTIN	Output (kW)	Sauna room size min - max m3
HSW800400M	6417659026512	8 kW	7.0-12.0

Related products




SFE-220400



HSW5



HSW5L



HSW1



HSW5

Spare parts

Product	ID	Pcs
Timer + axel lock	WX641	1
Heating element support part The Wall	ZWA-007	1
Grid for The Wall heater	ZWA-023	1
Air flow spoiler Wall	ZWA-009	1
Axle inlet rubber seal, The Wall	ZWA-022	1
Pilot lights The Wall, red	SPZWA-061	
Heating element support, The Wall	SPZWA-007	
Grid, The Wall heater	SPZWA-023	
Lead through rubber, The Wall	SPZWA-022	
Axle long, The Wall SW80-90	SPZWA-016	

Technical details

Technical data	Type / attribute	HSW800400M
	Color	Black Steel
	Power output	8 kW
	Stone sizes	Ø5-10 cm
	Stone amount (kg)	20
Dimensions	Product width	430
	Product height	700
	Product depth (mm)	260
	Net weight (kg)	13.6
	Gross weight	15.3
	Package width	460
	Package height	630
	Package depth	265
Safety and installation dimensions	Safety distance front (non-combustible materials)	70
	Safety distance front (combustible materials)	30
	Safety distance right side (combustible materials)	70
	Safety distance right side non-combustible materials	70
	Safety distance left side (combustible materials)	70
	Safety distance left side non-combustible materials	70
	Safety distance side (non-combustible materials)	70
	safety distance to the side wall (combustible materials)	70
	Safety distance (Ceiling)	1200
	Room min. height(depends on connections and therefore from output, star/delta)	1900
	Installation opening height	1900
	Installation opening width	570
Installation opening depth	330	

Technical images

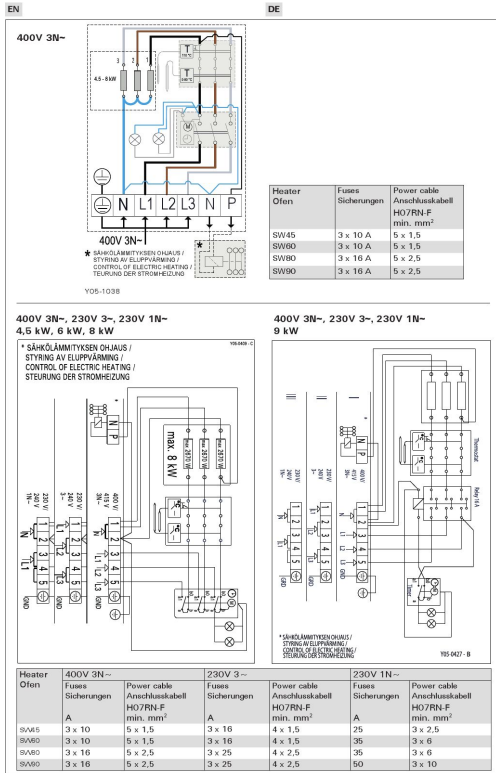


Figure 11a. Electrical connections (SW45, SW60, SW80, SW90)
Abbildung 11a. Anschlussplan (SW45, SW60, SW80, SW90)